

AS9-P

Quick Start Guide

Schnellanleitung
Guide de démarrage rapide
Guía Rapida all'uso
Guía de inicio rápido
クイックスタートガイド

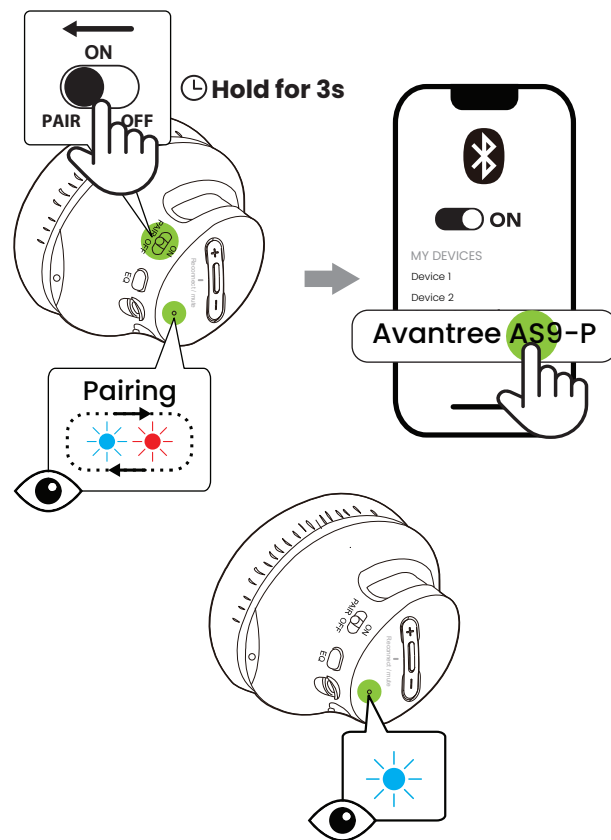


User Manual, FAQs



Use with Your Phone/Tablet/PC

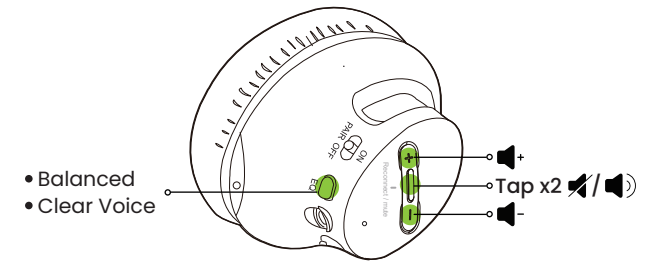
Verwenden Sie es mit Ihrem Telefon/Tablet/PC |
Utilisez-le avec votre téléphone/tablette/PC | Usa con il
tuo telefono/tablet/PC | Usa con tu teléfono/tableta/PC |
携帯電話/タブレット/PCで使用



1

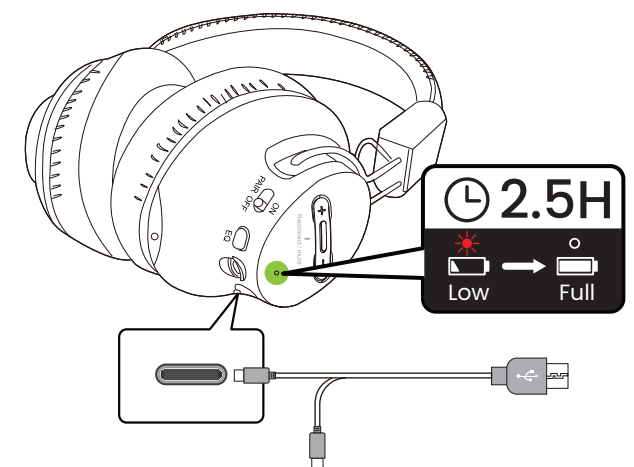
Volume/EQ Adjustment

Lautstärke/EQ-Anpassung | Réglage du volume/égali-
seur | Regolazione del volume/EQ | Ajuste de
volumen/EQ | 音量/EQ調整



Charging

Aufladen | Charge | Ricarica | Cargat | 充電



2

Contact Us

Kontaktieren Sie uns | Contactez-nous |
Contattaci | Contáctenos | お問い合わせ

avantree.com/submit-a-ticket

support@avantree.com

	US	+1 800 232 2078	9am-5pm PST	Mon-Fri
	CA	+1 800 232 2078	9am-5pm PST	Mon-Fri
	UK	+44 208 068 2023	9am-6pm GMT	Mon-Fri
	DE	+49 322 2109 7297	10am-5pm CET	Mon-Fri
	FR	+33 17 634 0312	10am-5pm CET	Mon-Fri
	IT	+39 069 4803 330	10am-5pm CET	Mon-Fri
	ES	+34 93 1786 261	10am-5pm CET	Mon-Fri
	AU	+61 2 8310 9897	11am-7pm AEST	Mon-Fri

avantree.com/support/as9-p

Scan QR code on the product to register
for 24-month warranty.

詳細な説明書が必要な場合は、以下のリンクからダウン
ロードしてください avantree.com/as9-p/manual-jp

3



EU Importer and Responsible Person:
Avantree Europe Z O.O.
Ul. Żołnierzy I Dywizji Wojska
Polskiego 78a/2 84-230 Rumia,
Pomorskie, Poland
+48 22 307 25 37
support-eu@avantree.com

Manufacturer:
Avantronics Limited
Luohu District, Shenzhen
518000 China
+ 86 755 8228 5022
support@avantronics.com

Battery Manufacturer and Responsible Person:
Shenzhen Keruilong Technology Co., Ltd.
Building 3-2, Fudigang Second Industrial Zone,
Pingdong, Pingdi Street, Longgang, Shenzhen, China
+86 137 1380 2030
3354641970@qq.com



Item No.: BTHS-AS9-P
Model No.: BTHS-AS9S
FCC ID: WJ5-BTHS-AS9S
IC: 8475A-AS9S
Made in China

Z-PKQG-AS9-P-V0