

DG80P For PS5

Quick Start Guide | Schnellanleitung | Guide de démarrage rapide | Guida Rapida all'uso | Guía de inicio rápido

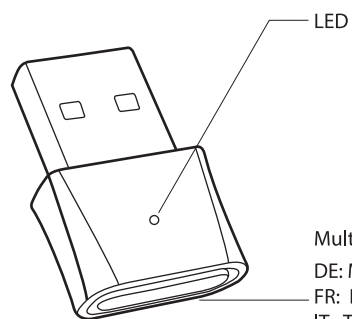


Avantree

Item No.: BTDG-80-BLK

Product Overview

Produktübersicht | Vue d'ensemble | Panoramica Prodotto | Descripción general del producto



Multifunctional button (MFB)
DE: Multifunktionstaste (MFB)
FR: Bouton Multifonction (MFB)
IT: Tasto multifunzione (MFB)
ES: Tecla multifunción (MFB)

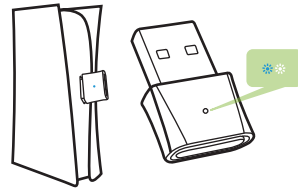
Compatibility

Kompatibilität | Compatibilité | Compatibilità | Compatibilidad

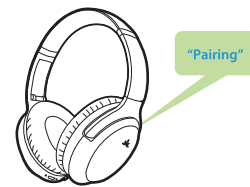


Setup

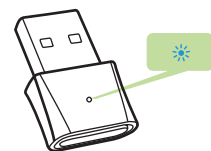
NOTE 1: Bluetooth connection is between DG80P and headphones, not directly with the PS5. Avoid the "Bluetooth accessories" section in PS5 settings, meant for controllers.
NOTE 2: Ensure headphones are Bluetooth-enabled and not 2.4GHz-based (e.g., Sony PULSE 3D), which is incompatible.



STEP 1: Pair DG80P: Insert DG80P into the PS5's USB port. The LED on DG80P will flash blue and white. If NOT, press and hold the button on DG80P for 2 seconds until it does.



STEP 2: Put your headphones into pairing mode: Consult your headphone's manual. Disable Bluetooth on any previously connected devices (phone, tablet, computer, smartwatch) to avoid accidental connections.



STEP 3: Wait for 10-20 seconds. When connected, the LED on DG80P will turn solid blue, and your headphones may show "connected."

STEP 4: Configure PS5 settings: Access "Settings," navigate to "Sound," and set the input device as "Controller" and the output device as "Avantree DG80P"



Sound		
Microphone	Input Device	Controller Headset
Audio Output	Output Device	USB Headset Avantree DG80P

FAQ

1. Can I use this dongle with a PC?

For the best compatibility, choose the PC version of the Avantree C81 dongle. Alternatively, contact us at support@avantree.com for the PC-specific firmware update. Please note that switching to the PC version will make it incompatible with the PS5.

2. How to resolve audio-video synchronization issues?

Our dongle is compatible with the aptX Low Latency codec, offering latency as low as 40ms, and also supports the aptX Adaptive codec with latency as low as 50ms. While all Bluetooth headphones/speakers should work with our device, to achieve a true "no lip-sync delay" experience, it is recommended to use Bluetooth headphones or speakers that are compatible with aptX Low Latency or aptX Adaptive. Visit <https://www.aptx.com> for certified devices. Otherwise, using the commonly used SBC codec may result in a latency of 220ms.

3. How to reset the dongle?

Press and hold the button for 2 seconds until the light flashes blue and white rapidly, then quickly double-click the button to reset.

EN

Contact Us

Kontaktieren Sie uns | Contactez-nous | Contattaci | Contáctenos

Support Tickets avantree.com/submit-a-ticket

Support Email support@avantree.com

Support Numbers

US	+1 800 232 2078	9am-6pm PST	Mon-Fri
CA	+1 800 232 2078	9am-6pm PST	Mon-Fri
UK	+44 208 068 2023	9am-6pm GMT	Mon-Sat
DE	+49 322 2109 7297	11am-9pm CET	Mon-Sat
FR	+33 17 634 0312	11am-9pm CET	Mon-Sat
IT	+39 069 4803 330	9am-6pm CET	Mon-Sat
ES	+34 93 1786 261	9am-6pm CET	Mon-Sat
AU	+61 2 8310 9897	11am-7pm AEST	Mon-Fri

FAQ avantree.com/support/dg80-ps5

Product Registration See QR code on the product.

Manufacturer:
Avantronics Limited
Luohu District, Shenzhen 518000 China
+86 755 8228 5022 support@avantree.com

US Importer:
Avantree Corporation
San Jose, California 95119 USA
+1 800 232 2078 support@avantree.com

UK Importer:
Avantree Limited
Watford, WD180 0HQ UK
+44 20 8068 2023 support@avantree.com



Servicer in Europe:
Gizmex GmbH,
Sternstr. 67, 40479 Dusseldorf, Germany
+49 322 2109 7297 support@avantree.com



Item No.: BTDG-80-BLK
Dispose of the packaging and this product in accordance with the latest provisions.
Z-PKQG-DG80P-PS5-V0